

Welcome to the always growing ROBOT  
PLATINUM family!

The ROBOT PLATINUM cleaning system is  
manufactured by VACMAN INTERNACIONAL, S.A. DE C.V.  
Your acquisition of this product is a wise investment.  
VACMAN INTERNACIONAL, S.A. DE C.V. company  
is proud of its solid quality tradition,  
has cultivated for more than 60 years in the  
manufacturing of electrodomestic products.

Please don't hesitate to get in touch with the  
ROBOT PLATINUM Distributor, any time you need  
assistance.



The Hydrofilter Robot Platinum has antibacterial Nano Silver Technology™  
This Hydrofilter Robot, model Platinum, includes on some of the plastic components, a compound solution of "Ultra-Silver 10,000 PPM" (AgH2O), obtaining an antibacterial and anti-fungal general effect

How it works:

The dirty air passes thru the water pan and gets in contact with the plastic walls impregnated with silver atoms, which inhibits the bacteria's breathing, affecting its growing cellular metabolism, and this process FINALLY GETS A CLEAN OUTLET OF AIR FREE OF BACTERIA, FUNGUS, AND MOSS UP TO 99.99%.


Nano Silver™: Antibacterial, commercial trademark product which eliminates the growth and development of fungus, moss and bacteria up to 99.99%.

## INDEX


	Pág
Technical specifications.....	27
Important safety instructions .....	28
1. Serial number .....	30
2. Parts.....	31
3. General precautions and Important recommendations .....	33
4. Special care and safety instructions.....	34
5. Operation and Handling .....	36
6. Precautions when vacuuming liquids.....	39
7. Separator and water pan cleaning.....	40
8. Use of Accessories .....	41
9. Robot's Special Products.....	45
Warranty .....	47

## Technical Specifications ROBOT PLATINUM Hydrofilter

### POWERSUPPLY 120V~

- By Pass Universal Type Motor
- Frequency: 50/60 Hz
- Consumption Amps. Max: 7.5A
- Maximum Watts Input: 800W
- Motor Speed: 16,000 RPM
- Vacuum Sea Level: 60 in. feet of water
- Air Flow: 25 ounces/in<sup>2</sup>
- Double Insulation 
- Noise Level: 81/82dB 81/82dB measured at 1.0mts. distance

### POWER SUPPLY 220/240 V~ (European Model)

- By Pass Universal Type Motor
- Frequency: 50/60 Hz
- Consumption: Amps. Max: 3.8A
- Maximum Watts Input: 800W
- Motor Speed: 15,000 RPM
- Vacuum Sea Level: 55 in. feet of water
- Air Flow: 23 ounces/in<sup>2</sup>
- Double Insulation 
- Noise Level: 83/84 dB measured at 1.0mts. distance

Attestation of Product Conformity  
No. RPS 13-60-I issued on December/13/2013  
European Union 2007/47/EC Directive  
Certificate No. QA/IT/0080

# IMPORTANT SAFETY INSTRUCTIONS

When using an electrical appliance, basic precautions should always be followed, including the following:

READ ALL INSTRUCTIONS BEFORE USING THIS APPLIANCE.

**WARNING:** To reduce the risk of fire, electric shock, or injury:

1. This appliance is for indoor use only. Do not store in wet places.
2. DO NOT let children use the R OBOT PLATINUM without adult supervision. This appliance is not a toy.
3. DO NOT leave the appliance plugged in. Unplug when not in use and before servicing it.
4. USE ONLY as described in this manual. Use only the accessories recommended by the manufacturer.
5. DO NOT use with damaged cord or plug. If the appliance is not working as it should, or if it has been dropped, damaged, left outdoors, or dropped into water, take it to a service center.
6. DO NOT pull or carry by cord, use cord as a handle, close a door on cord, or pull cord around sharp edges or corners. Do not run appliance over cord. Keep cord away from heated surfaces.
7. DO NOT unplug by pulling on cord. To unplug, grasp the plug, not the cord
8. DO NOT handle the plug or the appliance with wet hands
9. DO NOT put any object into the openings. Do not use if any opening is blocked; keep it free of dust, lint, hair, or anything that may reduce the air flow.



Do not soak it.



It is not a toy.



Do not pull the cable.

11. KEEP hair, loose clothing, fingers, and all parts of the body away from openings and moving parts.
12. USE E X T R A care when cleaning on stairs.
13. NEVER use it to pick up flammable or combustible liquids such as gasoline or use it in areas where they may be present. See the section P R E C A U T I O N S W H E N V A C U U M I N G L I Q U I D S .
14. ALWAYS turn off this appliance before connecting or disconnecting either hose or motorized nozzle.
15. T U R N O F F all controls before unplugging.
16. THE E L E C T R I C H O S E contains electrical wires. Do not use if it is damaged, cut or punctured. Avoid picking up sharp objects. See the section E L E C T R I C H O S E .
17. DO NOT use motorized nozzle on wet.
18. This appliance is provided with D O U B L E I N S U L A T I O N . Use only identical replacement parts. See the instructions for S E R V I C I N G O F D O U B L E I N S U L A T E D A P P L I A N C E S .
19. DO NOT pick up anything that is burning or smoking, such as cigarettes, matches, or hot ashes.
20. Before turning on this appliance, make sure the machine is tightly secured by the clamps to the water container. Failure to do this could cause a risk of injury to persons and would defeat the utility of the appliance .
21. Your R O B O T P L A T I N U M is provided with a safety interlock switch to prevent operating the appliance without attaching the water container to the appliance. Since the turbine operates at high speed, this is to protect you from coming into contact with the moving turbine.



DO NOT get close to clothing or hair



DO NOT use the dolly on the stairs



DO NOT vacuum burning or smoking objects

SAVE THESE INSTRUCTIONS



# 1. Serial Number

Please check if the serial number appears on the ROBOT PLATINUM on the place marked on the picture. No ROBOT PLATINUM machine should be sold without it.

VACMAN INTERNACIONAL,S.A DE C.V., does not assume any responsibility upon the origin, years of service or actual operation of the ROBOT PLATINUM appliances that do not have a number. If you have trouble finding the serial number in your ROBOT PLATINUM call our Customer's Service Department at the Main Office.

In accordance with VACMAN INTERNACIONAL, S.A. DE C.V.'s Customer Service Program, a serial number is given to each product once it has passed through quality control from the factory. Likewise, each manufactured ROBOT PLATINUM gets an individual serial number.


This number will be good for the following:

30

- To identify you as the owner.
- To identify the warranty extended to the distributor.
- Evidence that the appliance has passed through quality tests.
- To check that the appliance you have acquired has just been manufactured.



## 2. Parts



- |  |                                 |
|--|---------------------------------|
| 1. Lexan                                 | 9. Air intake                   |
| a. On-Off switch                         | 10. Water container             |
| b. Vacuuming in high revolutions         | 11. Dolly                       |
| c. Air freshener                         | 12. ROBOT PLATINUM hose         |
| d. Freshening time                       | 13. Curved tube                 |
| 2. Handle                                | 14. Brush for cleaning turbine  |
| 3. Motor                                 | 15. Upholstered furniture brush |
| 4. Socket for Power Brush                | 16. Floor and wall brush        |
| 5. Clamps for water container            | 17. Dust brush                  |
| 6. Air discharge and air discharge cover | 18. Crevice tool                |
| 7. Telescopic tube                       | 19. Sprayer                     |
| 8. Turbine and turbine nut               | 20. Cable holder                |
|  | 21. Cover of the air intake     |



1.a



1.b



1.c



1.d



2.




3.



4.



5.



6.



7.



8.



9.

32



10.



11.



12.



13.



14.



15.



16.



17.



18.



19.



20.



21.

R



### 3. General precautions and important recommendations

**IMPORTANT:** Please read all the instructions before using this appliance and keep this manual always on hand. Follow the instructions manual for the ROBOT PLATINUM.

The use of accessories unauthorized by VACMAN INTERNACIONAL, S.A. DE C.V. could be dangerous. See the sections **SERVICING OF DOUBLE INSULATED APPLIANCES.**

- DO NOT plug the ROBOT PLATINUM to the receptacle of an incandescent light bulb, nor use extension cords with a less electrical capacity than needed.
- ROBOT PLATINUM must not be used to clean sewers. An explosion may occur if the machines vacuum sewer gases.
- You must NEVER touch the metallic kitchen sink, washbasin or water pipelines with one hand while holding the machine with the other hand. The danger is greater if the person's skin is wet.
- Unplug the cable of your ROBOT PLATINUM from the socket when not in use. Turn off the switch before unplugging it.
- DO not use the power cord to pull your ROBOT PLATINUM.
- Do not press the electric cable against the door, or pass it over sharp objects.
- Do no roll the ROBOT PLATINUM over the power cord while it is on. Keep the power cord far from hot surfaces.



**Do not connect to a bulb socket**



**Do not use it to unblock sewers**

33

This appliance is for household use **ONLY**

Do not run cord under carpeting. Do not cover cord with throw rugs, runners, or similar coverings. Do not route cord under furniture or appliances. Arrange cord away from traffic area and where it will not be tripped over.

- If the ROBOT PLATINUM is broken, do not use it. Take it to the closest Service Center.
- NEVER use the electric hose (that comes with the Electric Power Brush) to vacuum water or any other liquids. For this purpose use only the ROBOT PLATINUM Hose. See the section ELECTRIC HOSE.
- PREVENT the contact of the moving parts and openings of the Electric Power Brush with hair, clothing, fingers and other body parts.
- Take special care when cleaning stairs.



**Do not suction volatile or toxic substances.**

**ATTENTION:** It is not recommended to use ROBOT PLATINUM for cleaning chimneys or open stoves, or other devices that have oil or grease, for example, soot or ashes, clay dust, plaster or other similar materials that are resistant to water action. It must not be used for vacuuming toxic or volatile substances or near any of these.

#### 4. Special care

**WATER:** Do not use the ROBOT PLATINUM for long time without changing the water. When you notice that the water gets too full of dust and fuzz, throw it away and replace it with the clean water. The correct level of water is at the height of the central post of the water container.

34

**ROBOT PLATINUM™ HOSE:** To clean the inside of your ROBOT PLATINUM hose after vacuuming liquid, hold the curved pipe upwards and shake the hose.

Next remove the air discharge cover: Remove your ROBOT PLATINUM hose from the air intake, and insert into the air discharge opening. Place the free end of the hose into the air intake opening. Turn on the machine and shake the hose. Any particle adhered inside the hose will be sucked and fall into the water.

**WATER CONTAINER:** When you finish cleaning your house, put away the ROBOT PLATINUM's\* motor apart from the water container, between uses. ALWAYS empty the water container after each use.


\* ROBOT PLATINUM IS A REGISTERED TRADEMARK OF VACMAN INTERNACIONAL S.A. DE C.V.



**TURBINE:** Unplug the ROBOT PLATINUM from the power outlet. Remove and clean the turbine after each use. Wash it inside and out with water and soap using the brush provided for this task. Dry it and put in place again. Tighten the nut by hand until the flat surface of the turbine is properly adjusted. Do not over tighten, as the turbine automatically tightens upon starting the machine. The turbine is the key for separating the dirty water from the air flow and proper care is important for the performance of your appliance. If the turbine were damaged (Chipped or broken), replace it with a factory made turbine from your ROBOT Service Center.



Make this guide match perfectly when placing the turbine in its place.



**NOTE:** If the guides of the axis and the turbine do not match, the ROBOT PLATINUM will vibrate when turning it on.

**WARNING:** the ROBOT PLATINUM must NEVER be used without the turbine. Always place the turbine back after cleaning it.

### SERVICING OF DOUBLE INSULATED APPLIANCES


For your safety and protection your ROBOT is a **DOUBLE INSULATED** appliance. **NEVER** attempt service technical parts of the appliance, **EXCEPT** at your Service Center for **ROBOT PLATINUM**. There are special requirements for servicing **DOUBLE INSULATED** appliances. Failure to do so can cause safety hazards with your ROBOT PLATINUM.

## 5. Operation and Handling

- Air regeneration
- Acclimated
- Aspired

### General guidelines for using ROBOT PLATINUM

1. Fill up the water container with cold water, correct quantity of water (3.00 liters).
2. Until the water covers the top of the central post in the water container.
3. The motor unit is placed on top of the water container. The air intake should be lined up with the notch in the motor unit.
4. The edge of the motor unit should firmly rest on the top of the water container and be inside of the retaining ring for correct location; otherwise, the machine will not work.
5. Engage the two clamps and raise the upper part of the clamps together.
6. Place the machine on top of the dolly.



**Note:** The clamps will not operate properly if the motor unit is not in the proper position on the water container. If the clamps do not operate easily, check the location of the motor unit.

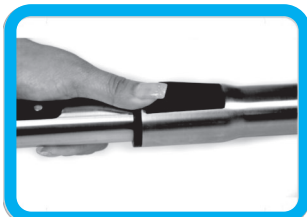
1. Insert the telescopic tube into the curved tube that has the ROBOT PLATINUM hose until the button fits in place.



2. Insert the plastic end of the ROBOT PLATINUM hose into the Hydrofilter air intakes as shown, rotating it to the right. To disconnect, rotate it to the left and pull it towards you.



3. To modify the size of the telescopic tube, push the button as shown, making sure that the section of the tube with the clefts is upwards. Lengthen or shorten the tube as desired.



4. Insert the telescopic tube into the floor and wall brush by sliding it until the tube's pin fits into the hole.




5. Connect the power cord to the plug and turn on the ROBOT PLATINUM, pushing the On-Off switch. If you want to turn off the machine, push the switch again.

37


When the appliance is off, the engine must be removed from the water container until it is used again.

6. To reduce the risk of shock, this appliance has a polarized plug (one blade is wider than the other). This plug will fit in a polarized outlet only one way. If the plug does not fit fully in the outlet, turn the plug. If it still does not fit, contact a qualified electrician to install the proper outlet. Do not change the plug in anyway.




## Regenerated air

1. Place the lid or cover on the air intake to install just press seeking the correct position.
2. Press the fan button, the deposits will light green.
3. Before starting to operate the hydrofilter not forget to place a few drops of fragrance or deodorant that will be enough to eliminate just in a few minutes odors caused by smoking or cooking



## Acclimated

1. Activate the timer button, located on the front panel select the minutes that the hydrofilter will clean the air, you can select from 15 to 120 maximum.
2. Place the lid or cover on the air intake, and press the fan button, the deposit will light green color, you can leave the hydrofilter running alone until time expires by itself without the necessity you stay there.
3. Perform this process with your preferred fragrance o deodorant use a few drops directly into the air intake.



## Aspirate

1. Place a few drops of your preferred fragrance or deodorant, into the tank and press the aspirated button.



**Important notice:** Never use the power nozzle **ROBOT PLATINUM** when the machine is in low speed

**VERY IMPORTANT**

The motor must be placed correctly over the water deposit; otherwise, the machine will not work. This is for the user's protection. ROBOT PLATINUM Hydrofilter has an automatic safety device that will be activated in the occurrence of any voltage irregularity. In this case, the machine will stop working for 15 minutes. The machine will restart automatically, if and only if the machine has remained in place over the water container.

**6. Precautions when vacuuming liquids**

Always take into account the following precautions:

- DO NOT use the machine with wet hands or feet, or barefoot.
- NEVER use the ROBOT PLATINUM to clean liquids, outdoors, on dirt floor, in the basement or in a room where there is a wet or humid film that could cause electric shock.
- NEVER vacuum liquids with the ROBOT PLATINUM when you are stepping on water or a wet floor. If it were indispensable to step on a wet or damp floor to pick up water, never touch the metallic parts of ANY electric device, lamp or switch while performing this operation.
- DO NOT carry the machine with your hand while using the machine for cleaning operations.
- NEVER use the ELECTRIC HOSE to vacuum water or other liquids. "THIS HOSE CONTAINS ELECTRICAL WIRES" (which is supplied with



**Do not** use it without wearing shoes

the Motorized Brush). For this purpose use ROBOT PLATINUM hose. See section ELECTRIC HOSE.

- The water container must be empty before you begin picking up liquids. DO NOT vacuum more than 3.0 liters; the water level MUST NEVER be above the central post. Excess water in the water container will cause shaking and vibration. If vibration occurs, it is your warning that the water container is overfilled. (If you need to pick up more than 1.9 liters of water frequently, consider the optional 4 liter water container shown on section "ROBOT PLATINUM" Special Products".)



Do not use the electric hose to vacuum liquids.

**NOTE:** The timer function is used only to freshen the air, not to vacuum.

## 7. Separator and water pancleaning

To empty the water container:

1. Release both clamps by pulling the upper part of the clamp assembly down and remove the motor.
2. Pick up the water container by the vacuum intake and empty the water through the opposite end.
3. Place the heavier particles in the bottom of the water container in a trash can (such as wet fuzz). Wash, rinse and dry well the water container. Keep the motor apart from the water container until its next use.
4. Turn the motor upside down. Unscrew the turbine nut.
5. Remove the turbine.





6. Take out that turbine after each use and wash it inside and out with water and soap, using the special brush. Dry it and put it back in its place.



7. The turbine must be installed making sure the internal guide fits on the motor shaft. If done improperly the Hydrofilter will vibrate when turned on.

**If you don't do it, the ROBOT PLATINUM vibrates.**

8. Tighten the nut until the turbine is seated and the rim is leveled with the rim of the motor's metal casting. Do not over tighten since the turbine automatically tightens when starting the machine.



**WARNING:** The turbine must always be positioned back in its place immediately after you clean it. Do not operate the machine without the turbine.

## 8. Use of accessories

### Upholstered Furniture Brush

Use the special nozzle to clean upholstered furniture. Connect the nozzle with the curved tube and turn it lightly to secure it. Using the maximum air now, move with a slow motion the nozzle over the area you wish to clean.

Use the brush to clean suits and wool and leather coats. The ROBOT PLATINUM is recommended for cleaning sofas, armchairs, mattresses, pillows, blankets, curtains, closet and wardrobe shelves and to prevent moths when cleaning the coats, jackets and wool sweaters, before storing them away.



## Dust nozzle B rush

ROBOT PLATINUM Dust Nozzle is the perfect solution for special cleaning jobs such as cleaning lamps, screens, blinds, books, ornaments, etc.

Put the brush in the curved tube and move it softly over the area you wish to clean.

Try the dust brush on screens, picture frames, electronics appliances, video recorders, pianos, hats, heating and air conditioning ducts, inside drawers in the kitchen and bathroom, folding screens, etc.

In order to not to scratch delicate surfaces (such as lacquered furniture), remove and wash the brittle brush with warm water and soap and allow them to dry before installing them again.

Use it to clean dogs' and cats' fur:  
With the silent air passage of ROBOT PLATINUM you can eliminate loose hair; dust and other material intertwined in the animal's fur.

42



## Crevice tool

Connect it to the tube (curved or telescopic); it is ideal for deep cleaning between the upholstered parts of furniture, of car seats, and places hard to reach such as wall strips and radiator tubes.



## Wood or ceramic floor brush

Use this brush to clean wooden or linoleum floors, tiles and walls. Connect it to the telescopic tube, sliding it until the button fits in place.

For walls, brush from top to bottom touching the surface only with the top border of the brush. When you leave a small space between the wall and the bottom border of the brush, the dust is vacuumed without being touched by the bristles and it doesn't leave streaks.

To clean a staircase take off the dolly and place the ROBOT PLATINUM firmly on the step above you are cleaning. CAUTION: Be sure that the steps are wide enough to fully support the machine. Keep on moving the machine from step to step.

To clean the straight part of the step turn the nozzle halfway.

To clean the brush, wash it with warm water and soap.



## Hose

To clean or dry the inside of the hoses and curved tube, proceed as follows: 1) Remove the air exit cover of the Hydrofilter ROBOT PLATINUM and place the hose coupling there. 2) Place the curved wand in front of the Hydrofilter opening. Turn on the motor and shake the hose. Any particle inside the hose will be suctioned and dropped into the water pan. The hose will be dried out when was used to suction water.

## ROBOT PLATINUM Hose


It is used to vacuum either dry or wet particles on floors, walls, tapestries, domestic appliances, heater ducts, clothing, etc.



Remember the following when using the ROBOT PLATINUM

The operation of your new cleaning appliance depends largely on maintenance given at home. Use your ROBOT PLATINUM appliance only according to the instructions of this manual.

- Before using the appliance pick up with your hands any hard or sharp objects such as pins, hairpins, thumbtacks, pieces of pencil, etc., that could harm the revolving roller.
- Do not lubricate the motor. The motor has permanent lubrication and it is sealed.
- Always turned off the appliance before plugging the hose.
- It is not recommendable to use the ROBOT PLATINUM to clean chimneys or open stoves, or other compounds that contain oil or grease, soot, ashes, clay dust, plaster or other water resistant materials. The hydrofilter must not be to vacuum volatile or toxic substances nor should it be used close to them.
- **SERVICING OF DOUBLE-INSULATING APPLIANCES**

In a double-insulation appliance, such as the ROBOT PLATINUM, there are two insulation systems instead of one that would require a ground connection. Therefore, this appliance does not need to be grounded. The service of an appliance with double insulation requires extreme caution, the service personnel must be familiarized with the system, and it must be performed only by trained service personnel. Replacement parts for an equipment with double insulation must be identical to the ones being replaced. The appliance with double insulation must have registered the words “double insulation”, “double insulated” or “”.

The appliances must be marked with a symbol represented by a square within another square. Every service operation, with the exception of cleaning, must be performed by an authorized representative. We are not liable for any equipment that has been totally or partially replaced by personnel not authorized by **Vacman Internacional, S.A. de C.V.**

## 9. Robot's Special Products



**ROBOT PLATINUM FRAGRANCE PACKAGE**  
Scent your home with refreshing and pleasant natural fragrances. The set comes with 4 different fragrances in each package.  
It is sold separately.



**ROBOT PLATINUM DEODORIZER AND AIR FRESHENER**  
Place at list almost 10ml of ROBOT PLATINUM deodorizer or air freshener into the water basin (one full cap) that helps eliminated foul domestic such as tobacco, fish, paint, cabbage, etc.  
It is sold separately.



**ROBOT PLATINUM AQUA MAGIC CARPETS AND TAPESTRIES DETAILING**  
It injects water with soap into your carpets and tapestries to absorb it later removing stains and/or splatters leaving the surfaces from humidity.



**ROBOT PLATINUM AQUA MAGIC CARPET BRUSH**



**ROBOT PLATINUM AQUA MAGIC FURNITURE BRUSH**



#### **BALLOON INFLATOR**

Plug the hose to the back exhaust and place the piece number 5 in the curved wand and proceed to inflate your balloons.



#### **4 LITER WATER CONTAINER**

ROBOT PLATINUM 4-liter water container is manufactured to make the cleaning process of large areas easier. It fits perfectly in your ROBOT PLATINUM and it duplicates its cleaning capacity. It's ideal for large homes and for semi-commercial use.



#### **ATOMIZER**

Plug it to the curved wand, to the hose and the air discharge. It may be used for water, paint, or varnish.



#### **AIR FRESHENER BAG**

This bag is big enough to clean pillows, cushions, feather quilts and plush toys. Place the pillow, holding the bag and the wand (as shown in the diagram), and without letting it go, disconnect the hose from the air intake and reconnect it to the air discharge. When the bag is filled with air let go off the bag. During the operation, the Hydrofilter removes the polluted air from the inside of the object you are cleaning and the bag will collapse.

# WARRANTY

VACMAN INTERNACIONAL S.A DE C.V.

Calle Río Ocoyoacac No. 605, Santa María Ocoyoacac, C.P. 52740, Ocoyoacac, Estado de México, GUARANTEES THIS PRODUCT for a two-year term in all its parts and manufacture against any defect either in manufacture or function, from the date of delivery and only for products which need any type of instruction in its function, or in the installation of accessories, attachments, tools or devices from the date they started operating after their delivery at the address indicated by the consumer.

## CONDITIONS

I. TO VALIDATE THIS WARRANTY, you only need to show this contract along with the product at the same location it was acquired or at the service center indicated below:

VACMAN INTERNACIONAL S.A DE C.V.

Calle Río Ocoyoacac No. 605, Santa María,  
C.P. 52740, Ocoyoacac, Estado de México.  
Tel.: 01 728 288 4162  
Fax: 01 728 288 4192

Sinaloa No. 9, Col. Roma,  
C.P. 06770, México, D.F.  
Tel.: 5207 3828, 1102 4400,  
01 800 3776 268 Fax: 5207 8445

2. THE COMPANY WILL CHANGE THE PRODUCT OR REPAIR IT, as well as the defective parts of the same without any additional charge to the consumer.
3. THE TIME OF REPAIR WILL NEVER BE OVER 30 DAYS from the date the product was received in any of the centers where the warranty can be made valid.
4. PLACES WHERE YOU CAN TAKE YOUR MACHINE FOR SERVICE:

VACMAN INTERNACIONAL S.A DE C.V.

Calle Río Ocoyoacac No. 605, Santa María,  
C.P. 52740, Ocoyoacac, Estado de México.  
Tel.: 01 728 288 4162  
Fax: 01 728 288 4192

Sinaloa No. 9, Col. Roma,  
C.P. 06770, México, D.F.  
Tel.: 5207 3828, 1102 4400,  
01 800 3776 268 Fax: 5207 8445

THIS WARRANTY WILL NOT BE VALIDATED IN THE FOLLOWING CASES:

- a. When the product has been used in different conditions other than normal.
  - b. When the equipment has not been operated as indicated by the instructions manual in English.
  - c. When the product has been altered or repaired by non-authorized personnel other than AQUA POWER S.A. DE C.V. Sinaloa No.9, Col. Roma, C.P. 06770, México, D.F. Tel.: 5207 3828, 1102 4400, 01 800 3776 268 Fax: 5207 8445
  - d. When the turbine is not maintained clean.
  - e. When the motor is put away assembled together with the water receptacle.
  - f. When the equipment is operated without water.
- The consumer may require the warranty to be made valid by the same business where the product was acquired.

NOTE: In case this warranty should get lost, the consumer may go to the supplier to have another issued, presenting the purchase receipt or invoice. ARTICLE 12. The warranties for electric and electronic products cannot be issued for less than a 3-month term. Regarding electrodomestic products such warranties should be made for at least one year. (Agreement published in the Federation's Official Gazette on February 27, 1990).

# Limited Warranty

Vacman Internacional S. A de C. V. conscious of the Robot model Platinum's high quality gives only to its Authorized Independent Dealers a written warranty of 4 years for the Hydrofilter system and accessories; and 8 years for the motor and 2 years, in electronic control against manufacturing defects. The parts used as replacement may be brand new or refurbished as per Vacman decision. The wear due to normal use is not covered by these warranties. This warranty applies to the Robot Platinum equipment for domestic use only. Even when Vacman as manufacturer does not have direct contact with users nor gives them written warranties, certain responsibilities apply to the manufacturer by law. Products must be defect free and must comply with universal standards. These commercial warranties are honored by Vacman. Vacman requires that every authorized dealer gives a written warranty supported by Vacman to the customer.

Vacman sells directly to the Authorized Independent Dealers for sale to the future users and owners through special demos.

Any other sales including through internet is strictly forbidden. Any product acquired through a non-authorized dealer will be considered out of warranty.

## GARANTIA - WARRANTY

Lugar / Location

Fecha / Date

Otorgada a / Extended to

Otorgada por / Extended by (Distribuidor autorizado ROBOT PLATINUM<sup>MR</sup>/ROBOT PLATINUM<sup>MR</sup> Authorized Distributor)

No.serie Hidrofiltro ROBOT PLATINUM<sup>MR</sup> / ROBOT PLATINUM<sup>MR</sup> Hydrofilter serial No.

No.serie Cepillo Motorizado / Electric Power Brush serial No.

Nombre del Vendedor / Salesperson's Name

